




**Chemcon Speciality Chemicals Limited
Investor Presentation – August 2025**



This presentation and the accompanying slides (the “Presentation”), which have been prepared by **Chemcon Speciality Chemicals Limited (the “Company”)**, have been prepared solely for information purposes and do not constitute any offer, recommendation or invitation to purchase or subscribe for any securities, and shall not form the basis or be relied on in connection with any contract or binding commitment whatsoever. No offering of securities of the Company will be made except by means of a statutory offering document containing detailed information about the Company.

This Presentation has been prepared by the Company based on information and data which the Company considers reliable, but the Company makes no representation or warranty, express or implied, whatsoever, and no reliance shall be placed on, the truth, accuracy, completeness, fairness and reasonableness of the contents of this Presentation. This Presentation may not be all inclusive and may not contain all of the information that you may consider material. Any liability in respect of the contents of, or any omission from, this Presentation is expressly excluded.

This presentation contains certain forward looking statements concerning the Company’s future business prospects and business profitability, which are subject to a number of risks and uncertainties and the actual results could materially differ from those in such forward looking statements. The risks and uncertainties relating to these statements include, but are not limited to, risks and uncertainties regarding fluctuations in earnings, our ability to manage growth, competition (both domestic and international), economic growth in India and abroad, ability to attract and retain highly skilled professionals, time and cost over runs on contracts, our ability to manage our international operations, government policies and actions regulations, interest and other fiscal costs generally prevailing in the economy. The Company does not undertake to make any announcement in case any of these forward looking statements become materially incorrect in future or update any forward looking statements made from time to time by or on behalf of the Company.



Q1 FY26 Performance Highlights



Q1 FY26 Performance Highlights



“For Q1 FY26, we recorded a revenue of ₹ 54 Cr, a 18% growth on a YoY basis. This performance was achieved amidst the ongoing geopolitical crises, volatile crude oil prices, and the ambiguity surrounding US tariffs on the world.

Our Organic Chemicals segment (including HMDS, CMIC, and Bromobenzene) witnessed a steady recovery in demand, resulting in noteworthy performance. However, due to a persistent supply from China, pricing of our key products was largely moderated.

Similarly, crude oil prices and global instability impacted oil drilling activities worldwide which largely affected demand of our key inorganic chemicals. However, we remain optimistic to see a steady recovery in the coming quarters.

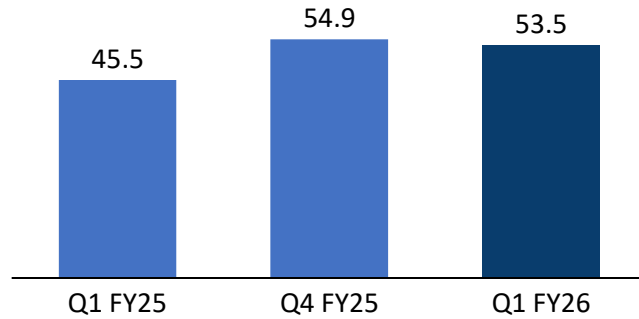
Construction of the P-10 and P-11 plant is on track and will manufacture completely new range of products. With continued customer engagement, our product pipeline continues to remain strong and we remain confident in achieving sustained growth in the coming quarters.”

**Mr. Kamal Aggarwal,
Chairman & Managing Director**

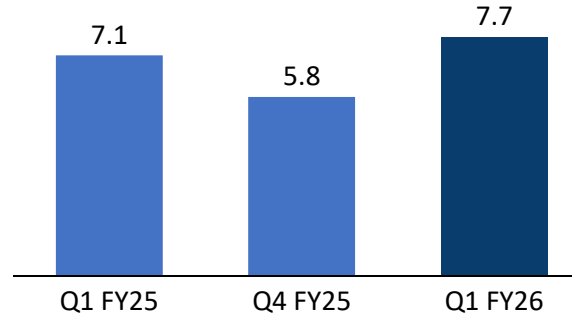
Financial Highlights



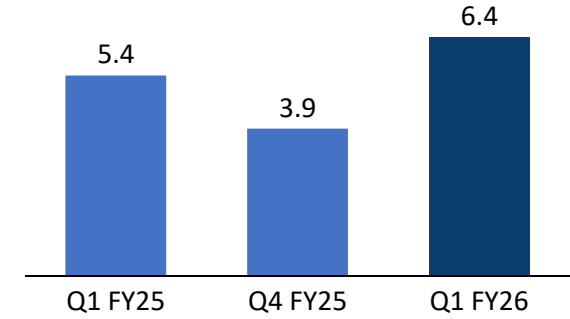
Revenue from Operations (Rs. Cr)



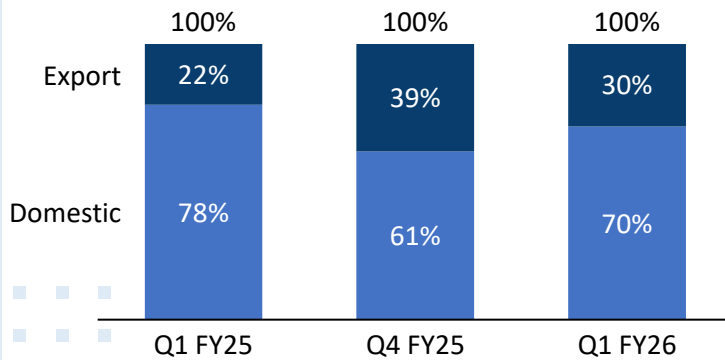
EBITDA (Rs. Cr)



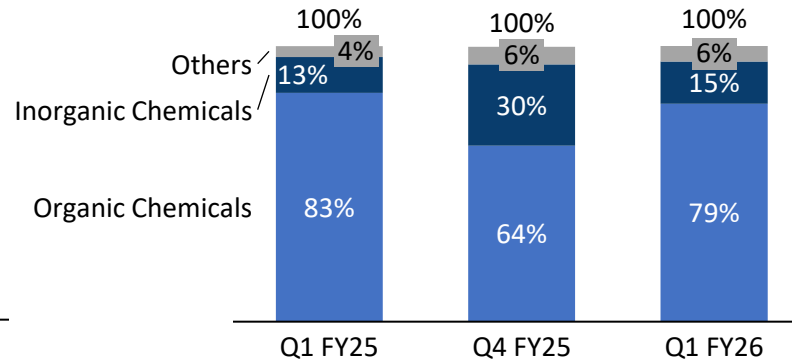
PAT (Rs. Cr)



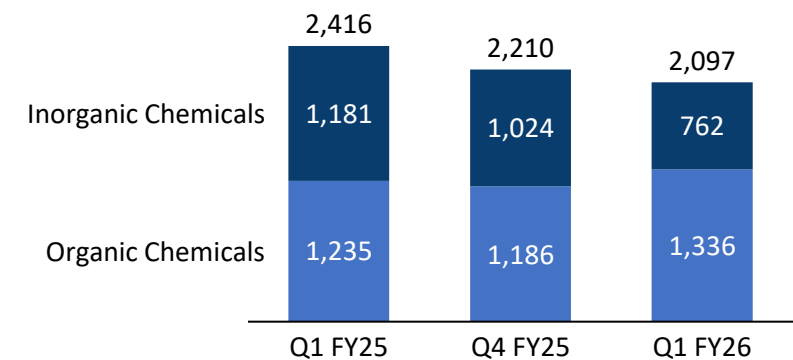
Geographic-Wise (%)



Business-wise (%)



Sales Volume (MT)

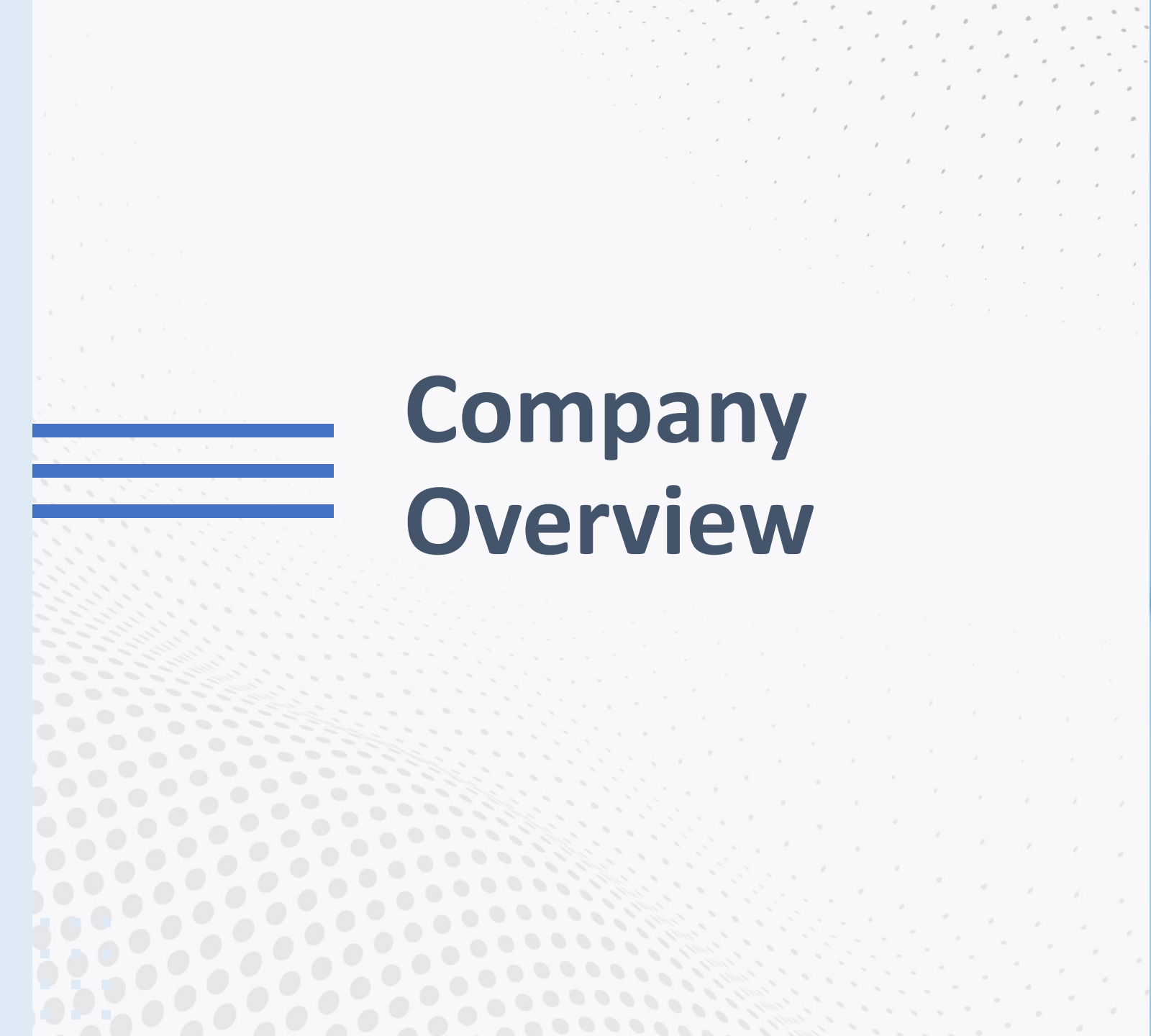


Organic chemicals refers to HMDS, CMIC, Bromobenzene and 2 Bromo whereas Inorganic chemicals refer to Bromides

Export data are inclusive of Deemed Exports

Profit & Loss Statement

Particulars (Rs. Crs)	Q1 FY26	Q1 FY25	Y-o-Y	Q4 FY25	Q-o-Q	FY25
Revenue from Operations	53.5	45.5	18%	54.9	-2%	207.4
Cost of Goods Sold	31.5	26.1		34.0		120.5
Employee Cost	5.0	4.7		5.1		19.5
Other Expenses	9.3	7.6		10.1		34.6
EBITDA	7.7	7.1	8%	5.8	35%	32.9
Other Income	3.7	3.8		3.2		14.3
Depreciation	2.7	2.5		2.7		10.5
EBIT	8.7	8.4	4%	6.2	41%	36.6
Finance Cost	0.3	1.0		0.8		3.5
Profit before Tax	8.4	7.4	14%	5.4	56%	33.1
Tax	2.0	2.0		1.5		8.7
PAT	6.4	5.4	19%	3.9	62%	24.5
PAT Margin %	11.9%	11.8%		7.2%		11.8%
Basic EPS (in Rs.)	1.74	1.47		1.08		6.68



Company Overview



Company Snapshot

Incorporated in 1988


Manufacturer of Speciality
Chemicals

An ISO 9001:2015 and ISO
14001:2015 Certified Company

Business Verticals: Organic
Chemicals and Inorganic Chemicals

Manufacturing Facilities near
Manjusar, Vadodara, Gujarat

9 Operational Plants, 6 Owned
Warehouses



Only Manufacturer of HMDS in India



3rd Largest Manufacturer of HMDS
Worldwide



Largest Manufacturer of CMIC
worldwide



Only Manufacturer of Zinc Bromide in
India



Largest Manufacturer of Calcium
Bromide in India

Evolution

FY89

- » Company was incorporated as Gujarat Quinone Private Limited

FY95-98

- » First sale of few chemical products
 - Pyridine Hydrobromide
 - Para Nitro Benzyl Bromide
 - Methyl Iodide
 - GA-1

FY01-03

- » Commenced **HMDS** Business in 2001
- » Discontinued few products due to lower demand

FY05

- » First export shipment of **HMDS**
- » Amalgamation of Chemcon Engineers Private Limited with Gujarat Quinone Private Limited; name changed to "Chemcon Speciality Chemicals Private Limited"

FY14-16

- » First sale of **CMIC**
- » First sale of **Calcium Bromide** (Solution)
- » First sale of **Zinc Bromide** (Solution)

FY17

- » First sale of **Calcium Bromide** (Powder)
- » First sale of **Sodium Bromide** (Solution)



FY18

- » Increase in annual installed production capacity for
 - **CMIC** from 600 to 1,200 MTPA;
 - **Oilwell Completion Chemicals** from 7,200 to 14,400 MTPA

FY19

- » Increase in annual installed production capacity for **CMIC** from 1,200 MTPA to 1,800 MTPA

FY20

- » **Increase in HMDS Capacity** by commissioning of plant P7

FY21

- » **Plant P2 commissioned** with a capacity to manufacture ancillary product of HMDS

FY22-24

- » **Increase in CMIC & TMCS** Capacity by commissioning of plant P8
- » Increase in bromobenzene capacity by commissioning plant P-9

FY25

- » Added new product, **2 Bromo** with a capacity of **600 MTPA**



Global Presence

FY25 Export
Contribution*:


~37%

Key Countries

- » United States of America
- » Italy
- » South Korea
- » Germany
- » People's Republic of China
- » Japan
- » United Arab Emirates
- » Russia
- » Spain
- » Thailand
- » Malaysia

Over Two Decades of Experience in Chemicals

- Manufacturing
- Exports



Well Equipped to Seize Upcoming Opportunities

Key Long-Term Relationships



Organic Chemicals

Inorganic Chemicals



Shree Radha Overseas

CC Gran Limited Liability Company

Longstanding Clients

Strong Base

New Product Development

New Customer Reach

Top 5 customers contribute ~30%

Top 10 customers contribute ~45%

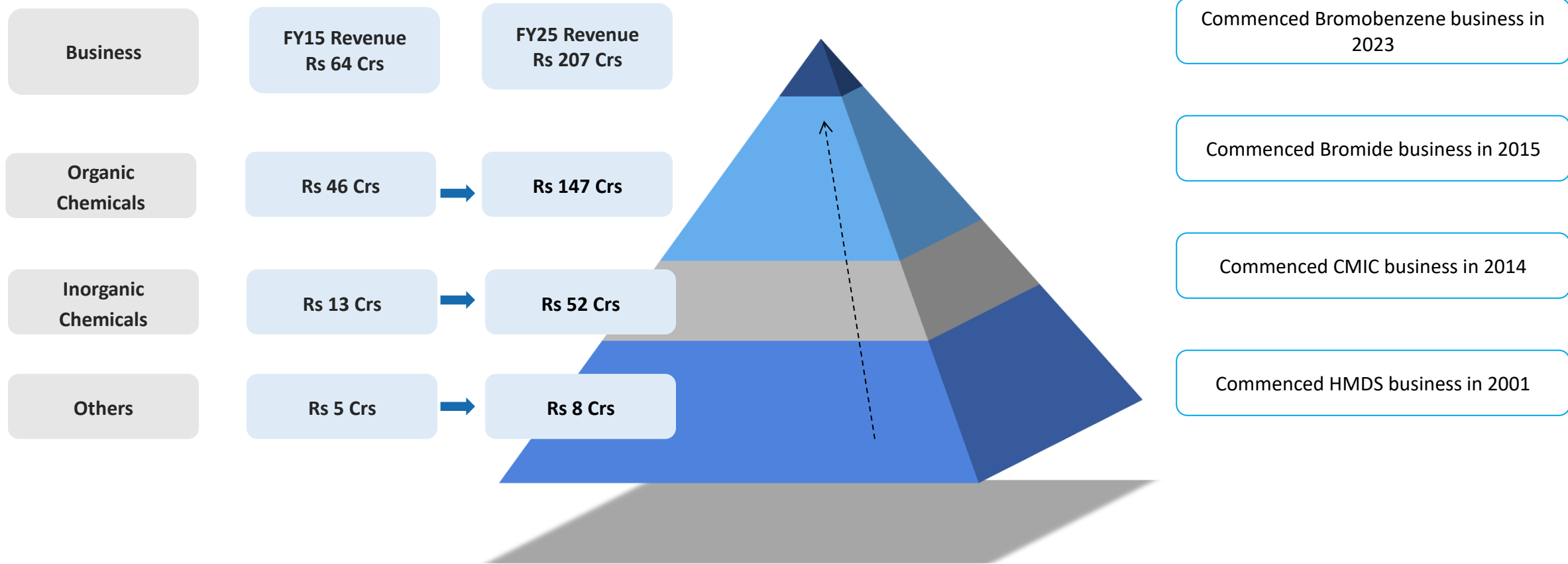
Few customers age more than 2 decades with us

Major customers have been with us for more than 5 years

Well equipped to retain market presence

Leading to increase in new product base and reach out to new customers

Moving up the Value Chain



Key Certificates



R&D

In-house laboratory to test

- » Raw materials procured
- » New Products & Innovation
- » Final products testing at the various stages of the manufacturing process
- » Well equipped with new instruments & machinery



Environment

Complying All Environment Laws

- » The Environment (Protection) Act, 1986
- » Water Prevention and Control of Pollution Act
- » Air Prevention and Control of Pollution Act, 1981
- » We are a zero-discharge company





Product Overview



Product Portfolio



Organic Chemicals

HMDS

- HMDS, an organosilicon compound, is a reagent and a precursor to bases that are popular in organic synthesis and organometallic chemistry
- HMDS is widely used in the pharmaceutical industry as a silylating agent in the process of manufacture of pharmaceutical drugs of the Penicillin group

Pharmaceuticals & Others

CMIC

- CMIC is an antiviral drug intermediate product, which is a key intermediate for anti-AIDS and anti-hepatitis B drug Tenofovir
- The downstream product of CMIC, Tenofovir is a nucleotide antiviral drug developed by Gilead Corporation of the United States.

Pharmaceuticals

Bromobenzene

- Bromobenzene, is a clear, colourless or pale-yellow liquid. It is manufactured through bromination of benzene in presence of iron and has form of heavy, mobile, colorless liquid having a pungent odor.

Agrochemicals

Di-Bromo Methane

- Di-Bromo Methane is a colorless liquid primarily used as a solvent and as an intermediate in the production of various industrial chemicals, including those found in perfumes and pesticides.

Inorganic Chemicals

Bromides

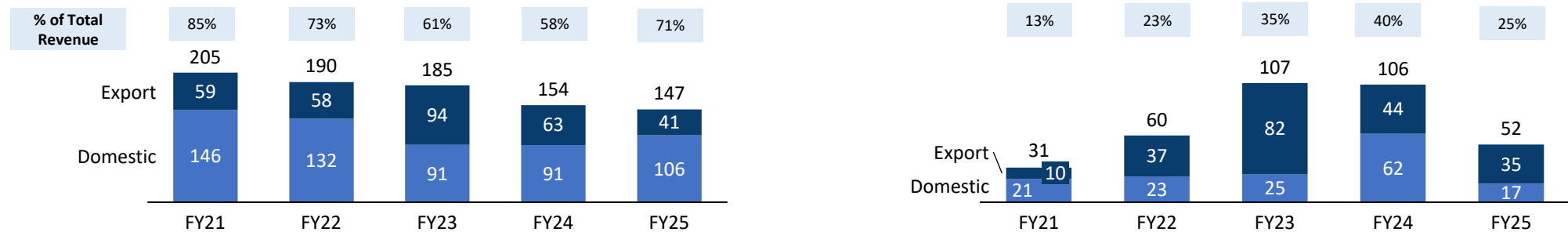
- Oilwell Completion Chemicals are used to complete the well and is normally a salty solution made up of chlorides or bromides
- Company manufacture a range of inorganic bromides, namely: Calcium Bromide (solution and powder), Zinc Bromide (solution) & Sodium Bromide (solution and powder)

Oil Drilling & Fluids

Key Products

End User Industry

Business Performance (Rs in cr)



Export data are inclusive of Deemed Exports

Manufacturing Facilities



Sr No	Product categories	Key Products	Installed Capacity (MTPA)
1	Organic Chemicals	HMDS, CMIC, Bromobenzene, 2 Bromo and other ancillary products	11,400
2		Proposed P-10 unit	Q3FY26e
3		Proposed P-11 unit	Q3FY26e
4	Inorganic Chemicals	Range of Inorganic Bromides	15,000

Located at Manjusr near Vadodara, Gujarat

9 Operational Plants

2 Proposed Expansion Plant under process

In-House R&D Laboratory

6 Owned Warehouses

Located at Manjusar near Vadodara, Gujarat



Capacity Expansion

- » We plan to add additional manufacturing capacity P10 unit and P11 unit. These additional capacity will manufacture organic chemicals

Import Substitution

- » Aims to capitalize on the potential growth of Organic Chemicals in India and to substitute imports

Exploring New Applications

- » Plan to expand the new products to have diversified product portfolio with diversified client base

Cost Efficiencies

- » Ongoing improvement in cost-efficiencies in the production process through Process re-engineering for efficient raw material consumption and through economies of scale



Way Forward

Moderate Growth in

Organic Chemicals



Healthy Growth in

Inorganic Chemicals



Exploring
Opportunities in

New Products



Leading to Long Term Sustainable Growth

New Products, New Clients, New Applications, New Opportunities



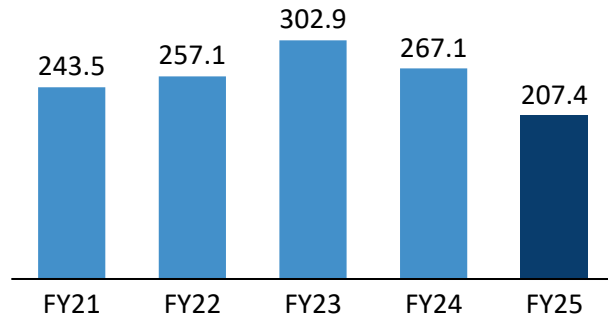
Financial Highlights



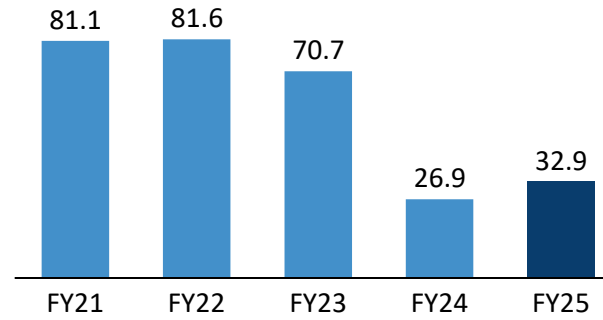
Financial Trends



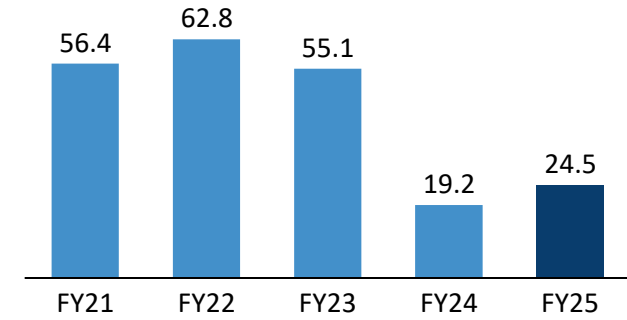
Total Revenue (Rs. Cr)



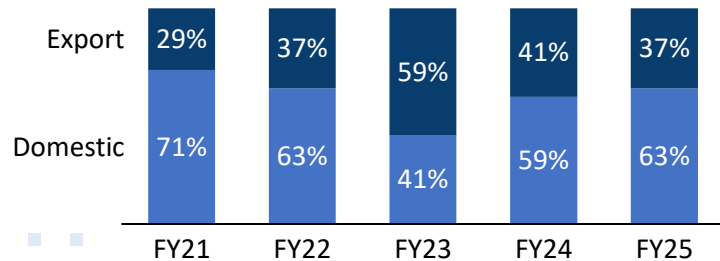
EBITDA (Rs. Cr)



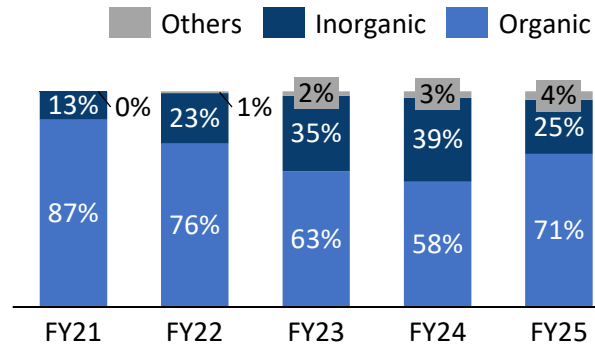
PAT (Rs. Cr)



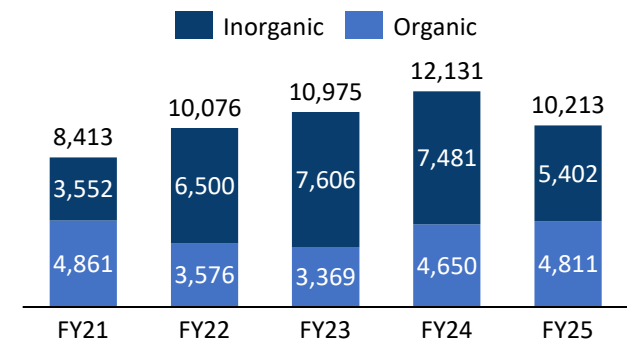
Geographic-Wise (%)



Business-wise (%)



Sales Volume (MT)



Organic chemicals refers to HMDS, CMIC, Bromobenzene and 2 Bromo whereas Inorganic chemicals refer to Bromides

Export data are inclusive of Deemed Exports

Balance Sheet

ASSETS (Rs. Crs)	Mar-25	Mar-24
Non-Current Assets		
a) Property, Plant And Equipment	148.7	146.5
b) Capital Work in Progress	39.9	42.4
c) Right Of Use Asset	0.0	0.0
d) Intangible Assets	0.0	0.0
e) Investments	0.3	0.0
f) Other Financial Assets	42.6	0.9
g) Other Non-Current Assets	3.5	2.3
Sub-Total - Non-Current Assets	234.9	192.1
Current Assets		
a) Inventories	86.1	61.6
b) Financial Assets		
i) Investments	9.8	0.0
ii) Trade Receivables	51.7	81.9
iii) Cash And Cash Equivalentents	7.1	7.1
iv) Bank Balances	134.4	163.5
v) Other Financial Assets	7.1	9.6
c) Other Current Assets	22.6	21.8
d) Current tax assets	0.2	7.7
Sub-Total - Current Assets	319.0	353.2
Total - Assets	553.9	545.2

EQUITY AND LIABILITIES ¹⁴	Mar-25	Mar-24
EQUITY AND LIABILITIES		
Equity		
a) Equity Share Capital	36.6	36.6
b) Other Equity	464.0	439.8
Total Equity	500.7	476.4
Liabilities		
Non-Current Liabilities		
a) Financial Liabilities		
i) Borrowings	0.2	0.4
ii) Lease Liabilities	0.0	0.0
iii) Other financial liabilities	0.0	0.0
b) Non current Provisions	0.8	0.3
c) Deferred Tax Liabilities (Net)	4.6	4.4
Sub-Total - Non-Current Liabilities	5.6	5.1
Current Liabilities		
a) Financial Liabilities		
i) Borrowing	24.5	42.3
ii) Trade Payables	16.3	12.0
iii) Other Financial Liabilities	4.2	5.5
iv) Lease Liabilities	0.0	0.0
b) Other Current Liabilities	2.4	3.6
c) Short Term Provisions	0.3	0.2
d) Current tax Liabilities	0.0	0.0
Sub-Total - Current Liabilities	47.7	63.7
Total - Equity And Liabilities	553.9	545.2

Thank You



Chemcon Speciality Chemicals Ltd.

CIN – L24231GJ1988PLC011652

Mr. Rajesh Gandhi - CFO

Email – rajesh@cscpl.com

www.cscpl.com

SGA Strategic Growth Advisors

Strategic Growth Advisors Pvt. Ltd.

CIN - U74140MH2010PTC204285

Mr. Om Kanadia / Ms. Shaily Patwa

Email - om.kanadia@sgapl.net / shaily.p@sgapl.net

+91 8454951156 / +91 9819494608

www.sgapl.net

